


HAEMOLANCE®

The safe retractable blood lancet



Now with three different blood-flows!

With HAEMOLANCE you can feel safe. The needle is hidden in the cartridge and retracts after use. The needle is never visible, providing comfort for those who fear needles, and safety.

HAEMOLANCE is available in three different models:

Low Flow (blue), Normal Flow (green) and High Flow (yellow).

Choose the colour that gives the required amount of blood.

HAEMOLANCE is ready to use, no assembly is necessary.

Just twist off the protective cap, place against the finger and press the top button. It cannot be safer, quicker or more simple to draw a blood-sample.

actual size





Low Flow

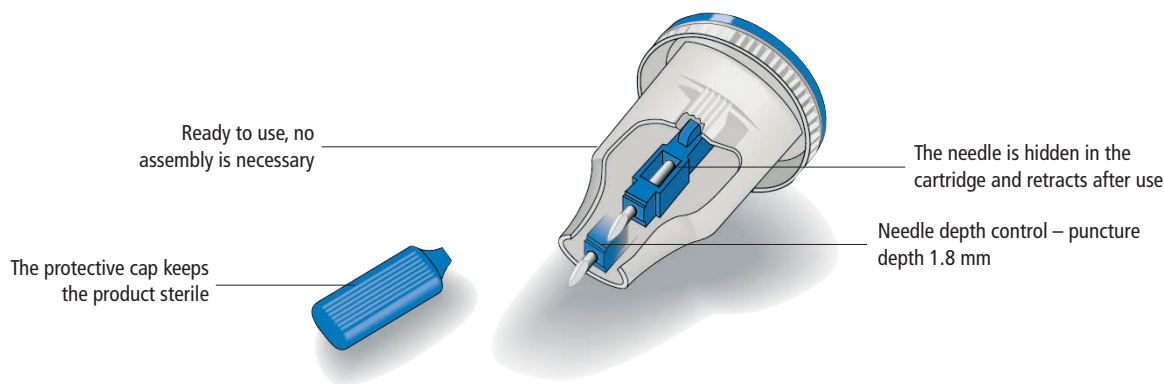


Normal Flow



High Flow

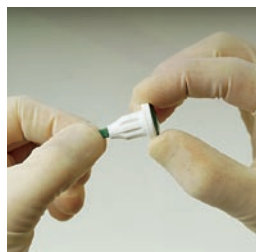
Simple and safe for both patient and user



Unique features and benefits

- The needle retracts automatically into the white cartridge after use, protecting patients and nursing staff against accidental needle stick injuries and contamination.
- The needle is never visible, reducing the patients apprehension to blood sampling procedures.
- HAEMOLANCE saves time: it is quick and simple to use and requires little instruction.
- The ergonomic shape and grip makes the lancet easy to handle.
- Built-in needle depth control gives uniform and accurate sampling results every time. More comfortable for the patient.
- HAEMOLANCE is available in three models (low, normal and high flow) to give the correct amount of blood for each specific test.
- HAEMOLANCE is a single use product for optimal safety and sterility.

How to use the HAEMOLANCE



1. To remove the protective cap, turn and twist in one movement (a full turn)



2. Place the lancet along the nail (approx. 2 mm away) Press and release the button in one quick movement.

Dispose in a sharps container after use.

Packaging

Delivered in a practical plastic box with clear instructions.

Art. no. Low Flow	Art. no. Normal Flow	Art. no. High Flow	Pcs/ box	Transport and ordering package
50125-1	50115-1	50135-1	150	30 boxes
50127-1	50107-1	50137-1	50	80 boxes

TIPS!

- Note that it is you, the user, that activates and controls the lancet with your thumb. Press and release in one quick movement.
- The lancet should rest gently but firmly against the donors finger. For those with thicker skin the lancet can be pressed harder against the finger.
- The puncture point is shown by the marks along the lancet. Puncture depth 1.8 mm for all models. Choose blue, green or yellow lancet, depending on how much blood that is needed.
- HAEMOLANCE can also be used for other capillary samples.

